

Name:

Date:

10  
total marks

## Year 5 English Grammar and Punctuation Test 2

1. Which sentence uses parenthesis accurately? **Tick one.**

Our teacher who (we like very much) is called Miss Fox.

Our teacher (who we like very much) is called Miss Fox.

1 mark

2. What is underlined in the sentence below? **Tick inside one box.**

'I can come to your party after all!' shouted Jake.

modal verb

time adverbial

noun phrase

1 mark

3. **Underline** the **adverbial of place** in the sentence below.

We walked quietly down the corridor to the head's office.

1 mark

total for this page

4. **Add a comma** to the sentence below to make it clear that the Scouts are not eating the rabbit.

1 mark

As the Scouts sat around the fire eating the rabbit hid in the bushes.

5. **Rewrite** the sentences below as **one sentence** which includes a **relative clause**. Remember to use the correct punctuation.

1 mark

The lady has grey hair and glasses. She lives next door to me.

6. The sentence below has a missing word. **Complete** the sentence by using the correct **relative pronoun**.

1 mark

This is the book  I told you about.

7. **Draw lines** to match the prefixes to the correct root words.

1 mark

de

heat

dis

respect

mis

activate

over

treat

total for this page

8. In the sentence below, which word uses the suffix **-ify** to create the **underlined verb** 'terrify'?  
**Tick one.**

1 mark

I don't want to terrify you, but I think there might be a snake in your bed.

terrific

terror

terrible

9. Read the sentences below. Add the word which links the sentences together to create cohesion.

1 mark

Tommy tiptoed up the path. , he slowly pushed open the gate.

Subsequently   Therefore   Although   However

10. **Underline** the **adverbial phrase** in the sentence below.

1 mark

During the afternoon, we enjoyed playing cricket outside.

\*\*END OF TEST\*\*

total for this page

# A Beginner's Guide to Coarse Fishing

Welcome to angling, whether you are looking for a new hobby, competition or just relaxation, fishing is the sport for you!


On the following pages you will find information on the basic fishing tackle you will need to go coarse fishing and what you need to know to start fishing for coarse fish. I hope you find the information helpful and interesting.

## What is Fishing?

Fishing (also called angling) is the sport of catching fish, freshwater or saltwater, typically with rod, line and hook. Fishing originated as a means of providing food for survival. In its most basic form, fishing is throwing out a fishing line and pulling in the fish when it goes for your baited fishing hook or fishing lure.

## Types of Fishing

There are three types of fishing: coarse, game and sea. Coarse angling is fishing for any species of fish other than those that live in the sea or trout and salmon. When coarse fishing you can catch chub, carp, roach, perch, bream and many more species. Game fishing relates to the pursuit of trout and salmon. Sea fishing, as its name suggests, is fishing for species that inhabit the sea such as cod, pollock and bass. An off-shoot of coarse angling is carp fishing. Carp is the common name for the fish belonging to the family 'cyprinidae'. These fish can grow to really big weights and over the last decade or so anglers have specifically targeted these specimen fish. Hence the birth of carp fishing and the 'specimen angler'.



## Rod Licence

Any angler aged 12 years or over, fishing for salmon, trout, freshwater fish or eels in England (except the River Tweed), Wales or the Border Esk and its tributaries in Scotland must have an Environment Agency rod licence. You can buy your rod licence at Post Offices, by telephone or online. Be warned! It is an offence to fish for freshwater fish and eels without a valid rod licence - if you do you are looking at a fine of up to £2,500. If you're serious about taking up fishing then it is cheaper to buy a 12 month licence. If you are unsure then I would suggest buying a 1 day or 8 day licence.

## Close Season

Close season means no fishing (you are not allowed to fish in certain areas during a specified period). Coarse fish close season - 15th March to 15th June inclusive. The coarse fish close season applies to all rivers, streams and drains in England and Wales, but does not apply to most still waters or canals following recent byelaw changes. Fishery owners and angling clubs are also free to introduce a close season through club or fishery rules if they wish to.

### Fish welfare

The welfare of the fish is vital to the future of fishing and all fish that are caught must be returned to the water without injury. It is preferable to use barbless hooks as these do less damage to fish - they are a lot easier to remove as well.

### Handling fish


All fish are covered with a protective layer of slime that acts as the first line of defence against parasitic infections, bacteria and other diseases that a fish may contract. When you catch a fish, you must make sure that you don't remove too much of this protective coating so always wet your hands before handling fish and never use a cloth. Always unhook fish quickly but carefully and return them to the water as quickly as possible. If the fish is too large to hold, use an unhooking mat (padded cushion to protect fish from being injured on the ground). With a smaller fish, hold it tightly so that it doesn't flap about and slip out of your hands but don't hold it too tight or you may damage its internal organs.

### Unhooking a fish

Never pull on the line to remove a hook from a fish - this will not work without seriously injuring the fish. If the fish is lip-hooked, you may be able to remove it using your fingers. If the fish is hooked inside its mouth, and you can see the hook, use a disgorger (a thin rod with a slot in the end). Hold the line tight, put the slot of the disgorger over the line and slide it along until you reach the hook. Push the hook in the opposite direction to the way it went in until it is free to be carefully removed. If the fish is deeply hooked, it is better to cut the line as close to the hook as possible. The hook will dislodge itself or will eventually rust away. Using barbless hooks make removal a lot easier!

### Returning fish to the water

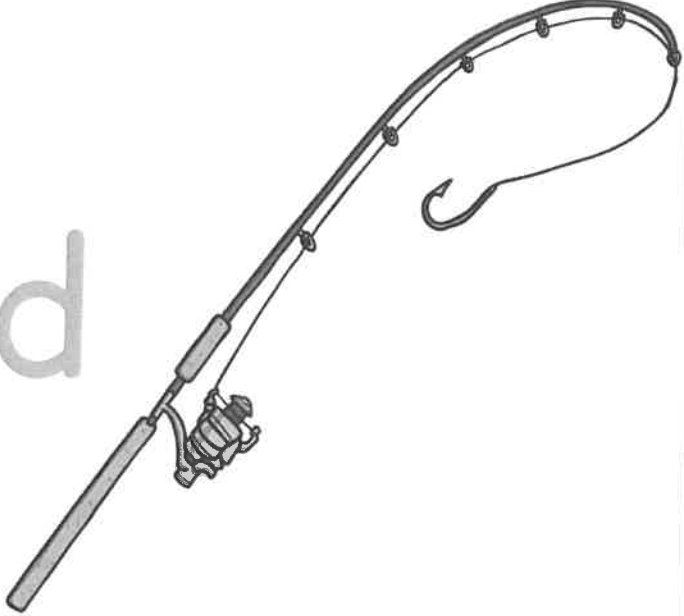
Never throw a fish back into the water! Always get down close to the water to release a fish and let the fish swim away. If it is a large fish, especially Barbel, it may have tired itself out while you were catching it. In this case, hold the fish in the water facing the current until it is ready to swim away. Moving the fish backwards and forwards sometimes aids its recovery.



Poster 1

#GoFishing

# Get hooked



Don't cheat on angling - buy a rod licence  
[postoffice.co.uk/rod-fishing-licence](http://postoffice.co.uk/rod-fishing-licence)

Poster 2

# WARNING!



**Questions 17 to 26 are about 'A Beginner's Guide to Coarse Fishing'**

17. What type of fishing is the information mainly about?

---

1 mark

18. Draw lines to match the correct information.

game

perch and bream

sea

trout and salmon

coarse

pollock and bass

1 mark

19. '*Game fishing relates to the pursuit of trout and salmon*'

Give another word with the same meaning as **pursuit** that could have been used instead.

---

1 mark

20. How/where can you buy your rod licence?

---

1 mark

total for this page

21. *'The welfare of the fish is vital to the future of fishing and all fish that are caught must be returned to the water without injury'*

3 marks

Explain why you think this is.

---

---

---

22. *'All fish are covered with a protective layer of slime and this acts as the first line defence against parasitic infections, bacteria, and other diseases that a fish may contract.'*

1 mark

In this sentence, what is the word **defence** closest in meaning to? Tick **one** box.

- attack
- guard
- argument

Look at the posters...

23. *'Get Hooked'*

2 marks

Explain the meaning of the words in this context.

---

---

---

24. According to the posters, what are the three key things you must **not** do when fishing?

3 marks

1. \_\_\_\_\_
2. \_\_\_\_\_
3. \_\_\_\_\_

total for this page



25. Why is the poster an effective way of explaining the rules about fishing?

2 marks

---

---

---

26. How does the information in the posters link to the information in the text?

1 mark

---

---

---

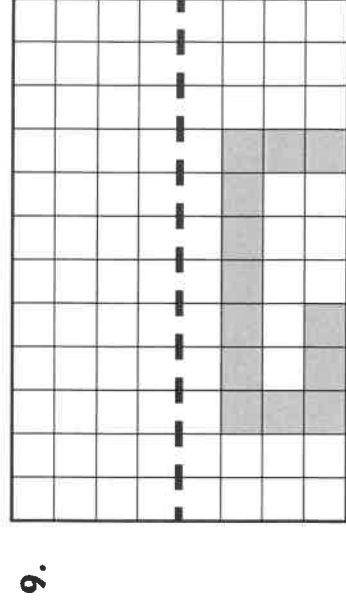


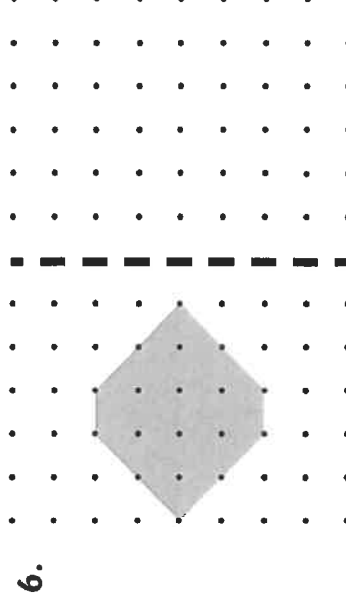
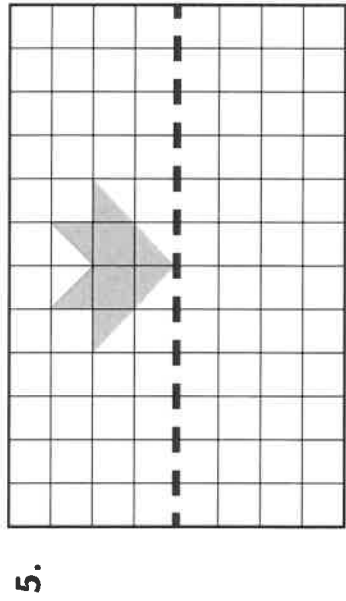

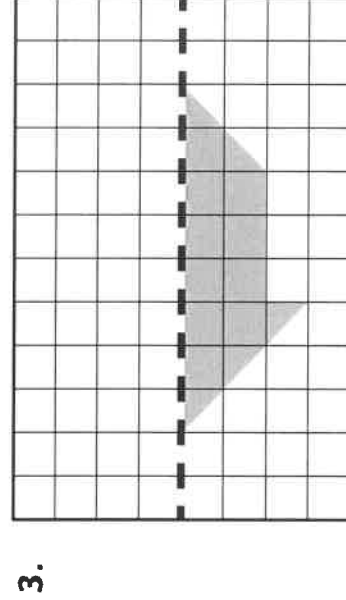
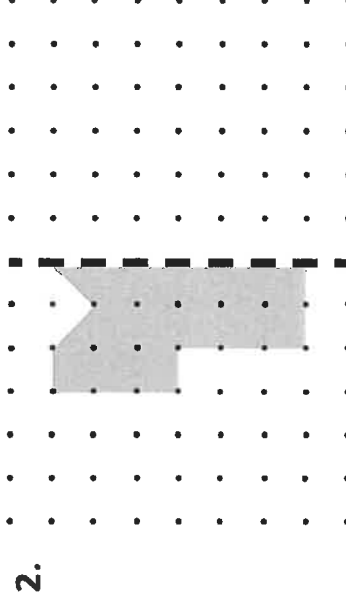

End of questions about '*A Beginners Guide to Coarse Fishing*'

total for  
this page



# Drawing Reflected Shapes

Draw the shapes in their new positions after being reflected over the mirror line.



## Day 2

### Art—Andy Warhol



Andy Warhol created art using the same picture multiple times, but he also created artwork using key vocabulary in a cartoon style (like the picture above).

Your task is to take the name of the planet you created yesterday in the science work set and create a piece of artwork using the name in the style of Andy Warhol.

You have been given a separate piece of paper to complete your work on. Remember to use bright, bold colours!